

重复精度  
Repeat Accuracy  
±0.02  
mm

此图仅供参考, 出货规格详见尺寸图面  
This picture for reference only, specs details according with the drawing.

最大行程  
Max Stroke 2000mm

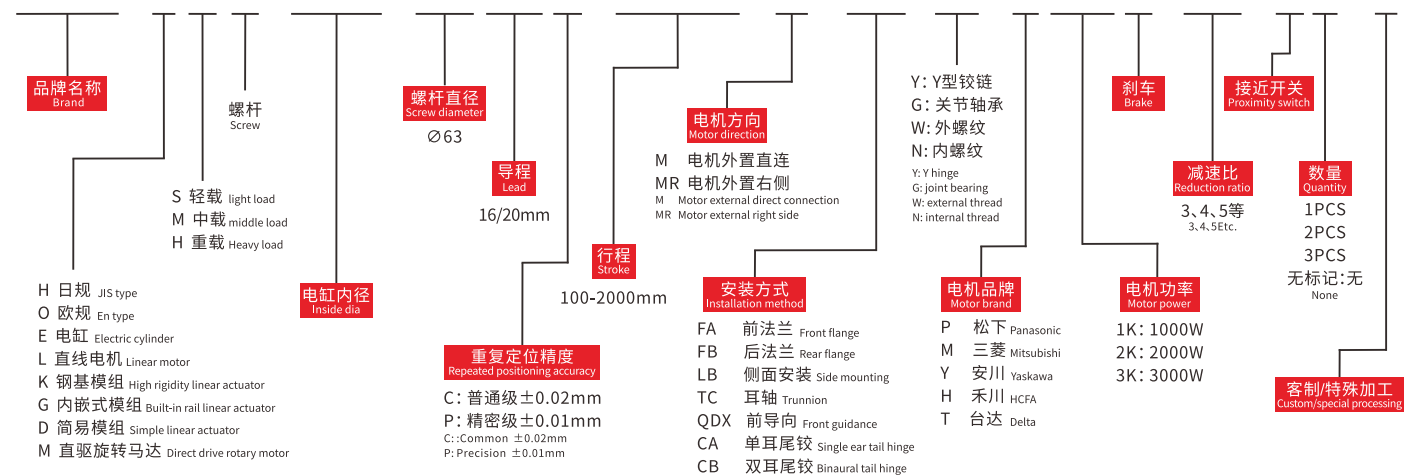
最高速度  
Max Speed 1000mm/s

电机额定功率  
Rated power of motor 2000W

滚珠螺杆  
Ball screw Ø63mm

型号表达方式 Ordering method

TPA-EHR-140-6316C-L200-M-FA-W-P2KB-J3-C3-F

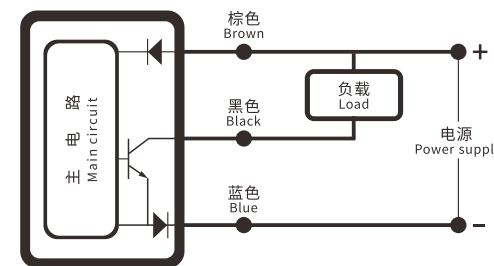


产品性能参数如下 Product performance parameters are as follows

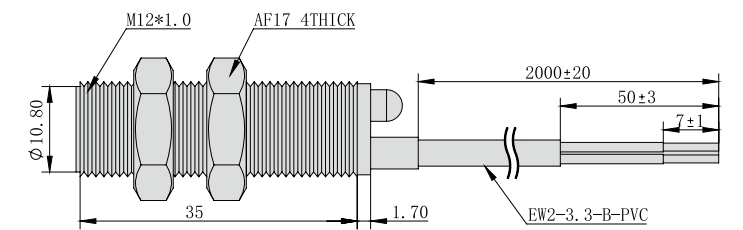
电机功率 (W) Motor power (W)	2000			3000			4000											
额定扭矩 (N.m) Rated torque (N.m)	6.39			9.8			12.6											
电机额定转速 (RPM) Rated speed of motor (RPM)	3000转																	
滚珠螺杆外径 (mm) Ball screw Ø (mm)	Ø63																	
滚珠螺杆导程 (mm) Ball screw lead (mm)	16	20	16	20	16	20	16	20	16	20								
最高速度 (mm/s) Max speed (mm/s)	800	1000	800	1000	800	1000	800	1000	800	1000								
重复定位精度 (mm) Repeated positioning accuracy (mm)	±0.02																	
额定推力 (KN) Rated thrust (K N)	2.125	1.7	3.1875	2.55	4.25	3.4												
减速机速比 Speed ratio of speed reducer	3	5	7	3	5	7	3	5	7	3	5	7						
使用减速机后推力 (KN) Use the rear thrust of reducer (KN)	6.375	10.625	14.875	5.1	8.5	11.9	9.5625	15.9375	22.3125	7.65	12.75	17.85	12.75	21.25	29.75	10.2	17	23.8
使用减速机后速度 (mm/s) Speed after using reducer	266	160	114	333	200	142	266	160	114	333	200	142	266	160	114	333	200	142
有效行程 (mm) Valid stroke (mm)	100-2000mm																	
原点传感器 Origin sensor	接近开关 Proximity switch																	
传动方式 Drive method	滚珠螺杆C7转造/C5研磨 (默认C7)/行星滚柱丝杆 Ball screw C7 conversion /C5 grinding (default C7)/Planetary roller screw																	
最大可搬重量 (KG) Maximum Payload (kg)	10T																	

※注:选最大行程时,请联系TPA. Note: Please contact TPA when choosing the maximum itinerary.

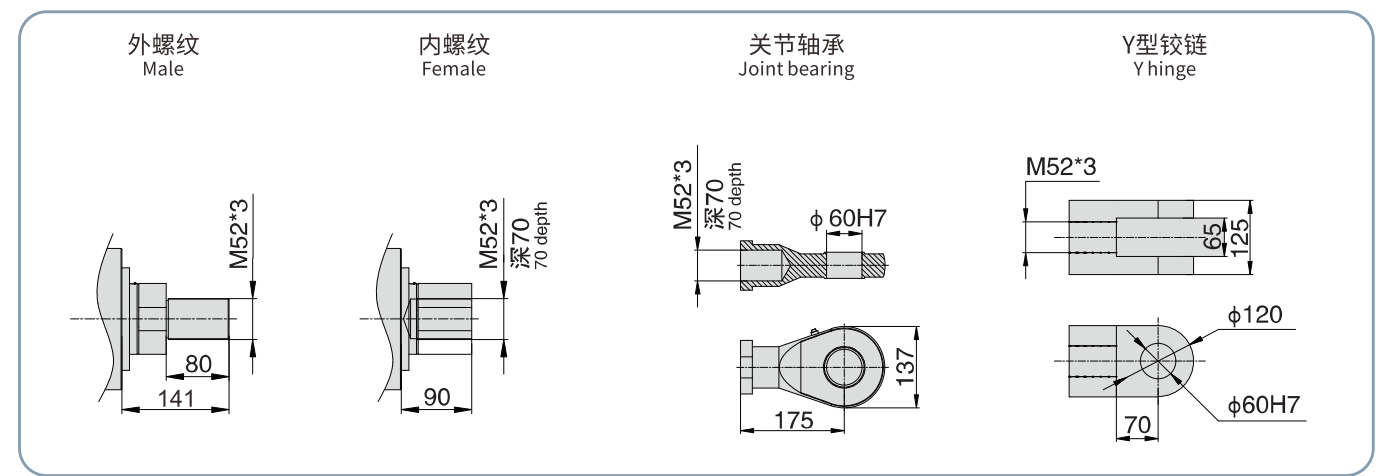
感应器连接图<原点及端点> Sensor layout

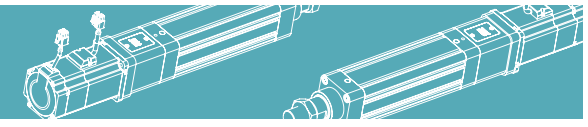


接近开关尺寸图 Size diagram of proximity switch



前端连接方式 Front end connection mode

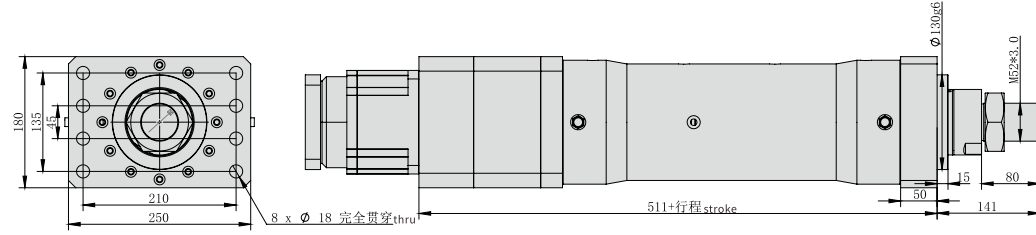




电机外置直连/电机外置右侧  
Motor external direct connection/Motor external right side

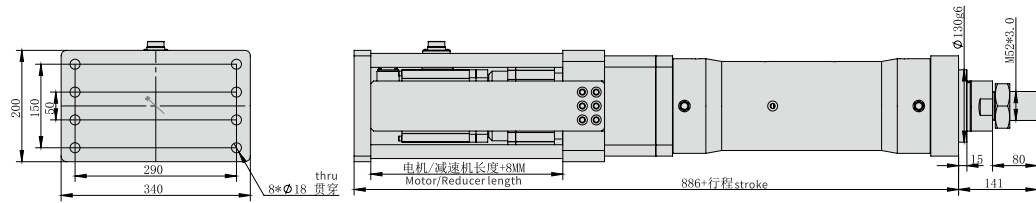
M 电机外置直连 Motor external direct connection

单位:Unit: mm



FA 前法兰 Front flange	有效行程 Valid stroke	100	150	200	250	300	350	400	450	500	550	600
	KG	105.24	109.27	113.3	117.33	121.36	125.39	129.42	133.45	137.48	141.51	145.54

※以上数据不包含减速机和伺服电机。Note: The above data does not include reducer and servo motor. 备注:每增加50行程,重量增加4.03kg。Note: for each additional 50 strokes, the weight will increase by 4.03kg.

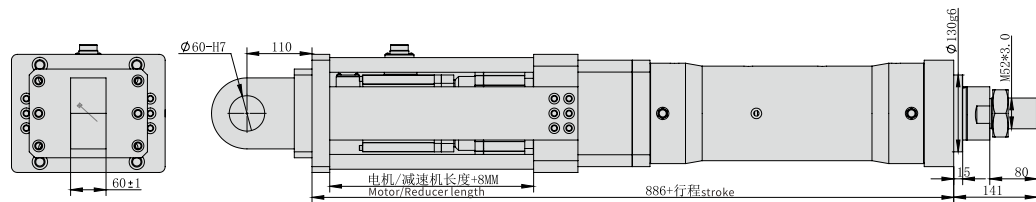


FB 后法兰 Rear flange	有效行程 Valid stroke	100	150	200	250	300	350	400	450	500	550	600
	KG	134.42	138.5	142.587	146.66	150.74	154.82	158.9	162.98	167.06	171.14	175.22

※以上数据不包含减速机和伺服电机。Note: The above data does not include reducer and servo motor. 备注:每增加50行程,重量增加4.08kg。Note: for each additional 50 strokes, the weight will increase by 4.08kg.

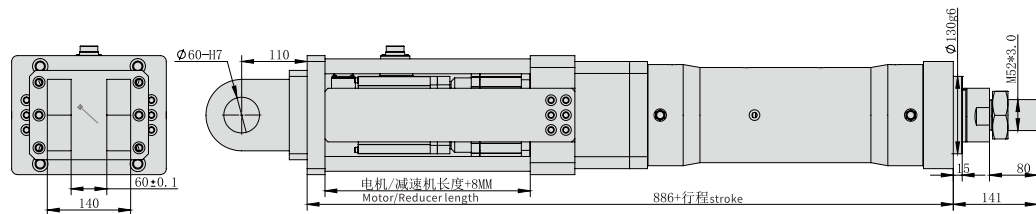
M 电机外置直连 Motor external direct connection

单位:Unit: mm



CA 单耳尾铰 Single ear hinge	有效行程 Valid stroke	100	150	200	250	300	350	400	450	500	550	600
	KG	143.022	147.119	151.216	155.313	159.41	163.507	167.604	171.701	175.798	179.895	183.992

※以上数据不包含减速机和伺服电机。Note: The above data does not include reducer and servo motor. 备注:每增加50行程,重量增加4.097kg。Note: for each additional 50 strokes, the weight will increase by 4.097kg.

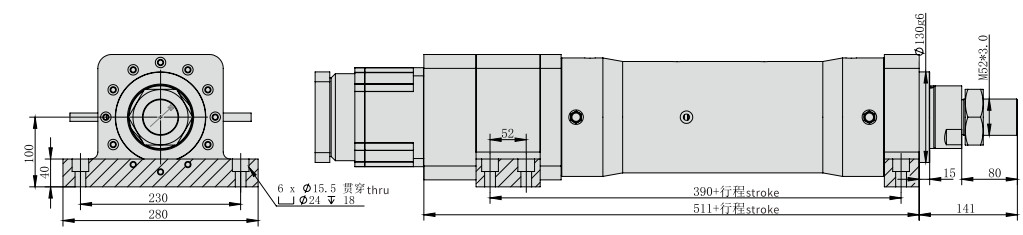


CB 双耳尾铰 Ears end hinged	有效行程 Valid stroke	100	150	200	250	300	350	400	450	500	550	600
	KG	144.961	149.058	153.155	157.252	161.349	165.446	169.543	173.64	177.737	181.834	185.931

※以上数据不包含减速机和伺服电机。Note: The above data does not include reducer and servo motor. 备注:每增加50行程,重量增加4.097kg。Note: for each additional 50 strokes, the weight will increase by 4.097kg.

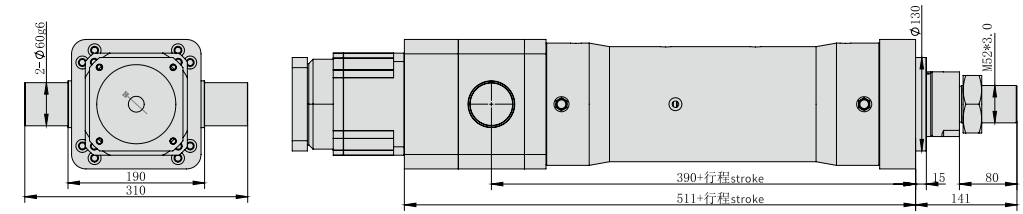
M 电机外置直连 Motor external direct connection

单位:Unit: mm



LB 侧面安装 Single ear hinge	有效行程 Valid stroke	100	150	200	250	300	350	400	450	500	550	600
	KG	107.787	111.884	115.981	120.078	124.175	128.272	132.369	136.466	140.563	144.66	148.757

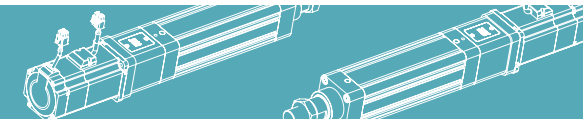
※以上数据不包含减速机和伺服电机。Note: The above data does not include reducer and servo motor. 备注:每增加50行程,重量增加4.097kg。Note: for each additional 50 strokes, the weight will increase by 4.097kg.



TC 耳轴 Trunnion	有效行程 Valid stroke	100	150	200	250	300	350	400	450	500	550	600
	KG	101.917	106.014	110.111	114.208	118.305	122.402	126.499	130.596	134.693	138.79	142.887

※以上数据不包含减速机和伺服电机。Note: The above data does not include reducer and servo motor. 备注:每增加50行程,重量增加4.097kg。Note: for each additional 50 strokes, the weight will increase by 4.097kg.

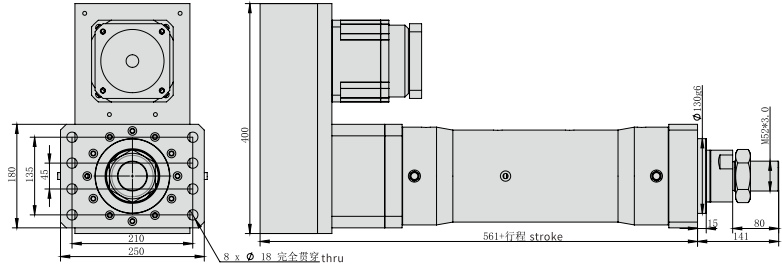
- HNR
- HCR
- HNB
- HCB
- HNT
- XYZ
- ONB
- OCB
- GCR
- GCB
- GCBS
- GCRS
- ESR**
- EMR**
- EHR**
- KSR
- LNP
- DDR
- 参考资料  
Reference data



电机外置直连/电机外置右侧  
Motor external direct connection/Motor external right side

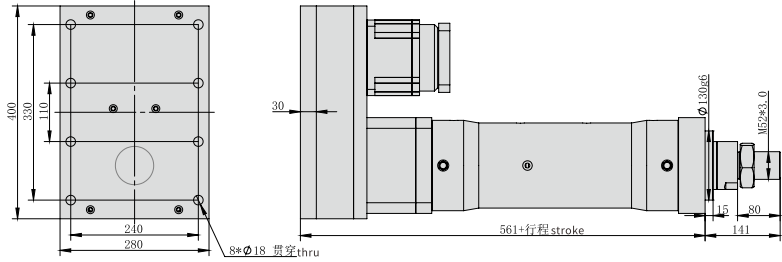
MR 电机外置右侧 Motor external right side

单位:Unit: mm



FA 前法兰 Front flange	有效行程 Valid stroke	100	150	200	250	300	350	400	450	500	550	600
	KG		135.073	139.206	143.339	147.472	151.605	155.738	159.871	164.004	168.137	172.27

※以上数据不包含减速机和伺服电机。Note: The above data does not include reducer and servo motor. 备注: 每增加50行程, 重量增加4.133kg。Note: for each additional 50 strokes, the weight will increase by 4.133kg.

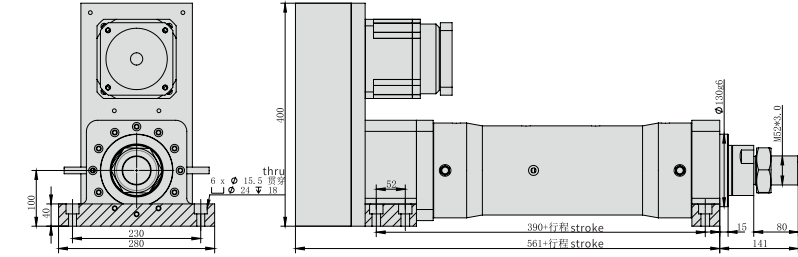


FB 后法兰 Rear flange	有效行程 Valid stroke	100	150	200	250	300	350	400	450	500	550	600
	KG		145.679	149.776	153.873	153.873	157.97	162.067	166.164	170.261	174.358	178.455

※以上数据不包含减速机和伺服电机。Note: The above data does not include reducer and servo motor. 备注: 每增加50行程, 重量增加4.097kg。Note: for each additional 50 strokes, the weight will increase by 4.097kg.

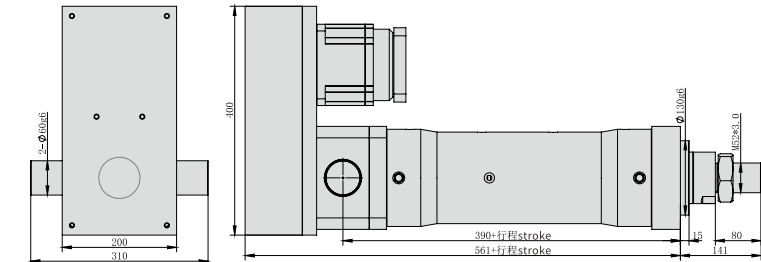
MR 电机外置右侧 Motor external right side

单位:Unit: mm



LB 侧面安装 Single ear hinge	有效行程 Valid stroke	100	150	200	250	300	350	400	450	500	550	600
	KG		137.004	141.101	145.198	149.295	153.392	157.489	161.586	165.683	169.78	173.877

※以上数据不包含减速机和伺服电机。Note: The above data does not include reducer and servo motor. 备注: 每增加50行程, 重量增加4.097kg。Note: for each additional 50 strokes, the weight will increase by 4.097kg.

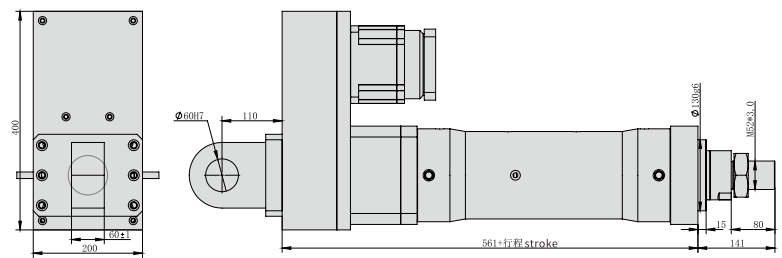


TC 耳轴 Trunnion	有效行程 Valid stroke	100	150	200	250	300	350	400	450	500	550	600
	KG		131.214	135.311	139.408	143.505	147.602	151.699	155.796	159.893	163.99	168.087

※以上数据不包含减速机和伺服电机。Note: The above data does not include reducer and servo motor. 备注: 每增加50行程, 重量增加4.097kg。Note: for each additional 50 strokes, the weight will increase by 4.097kg.

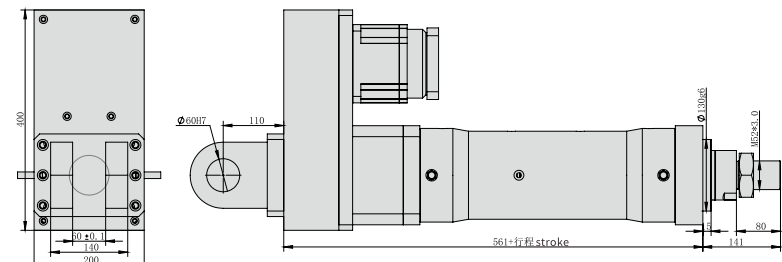
MR 电机外置右侧 Motor external right side

单位:Unit: mm



CA 单耳尾铰 Single ear hinge	有效行程 Valid stroke	100	150	200	250	300	350	400	450	500	550	600
	KG		148.261	152.358	156.455	160.552	164.649	168.746	172.843	176.94	181.037	185.134

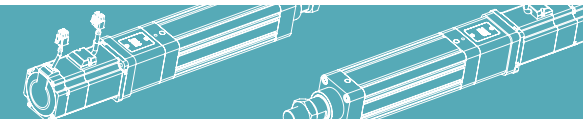
※以上数据不包含减速机和伺服电机。Note: The above data does not include reducer and servo motor. 备注: 每增加50行程, 重量增加4.097kg。Note: for each additional 50 strokes, the weight will increase by 4.097kg.



CB 双耳尾铰 Ears end hinged	有效行程 Valid stroke	100	150	200	250	300	350	400	450	500	550	600
	KG		150.199	154.296	158.393	162.49	166.587	170.684	174.781	178.878	182.975	187.072

※以上数据不包含减速机和伺服电机。Note: The above data does not include reducer and servo motor. 备注: 每增加50行程, 重量增加4.097kg。Note: for each additional 50 strokes, the weight will increase by 4.097kg.

- HNR
- HCR
- HNB
- HCB
- HNT
- XYZ
- ONB
- OCB
- GCR
- GCB
- GCBS
- GCRS
- ESR**
- EMR**
- EHR**
- KSR
- LNP
- DDR
- 参考资料  
Reference data



重复精度  
Repeat Accuracy  
±0.02  
mm

此图仅供参考, 出货规格详见尺寸图  
This picture for reference only, specs details according with the drawing.

最大行程  
Max Stroke 2000mm

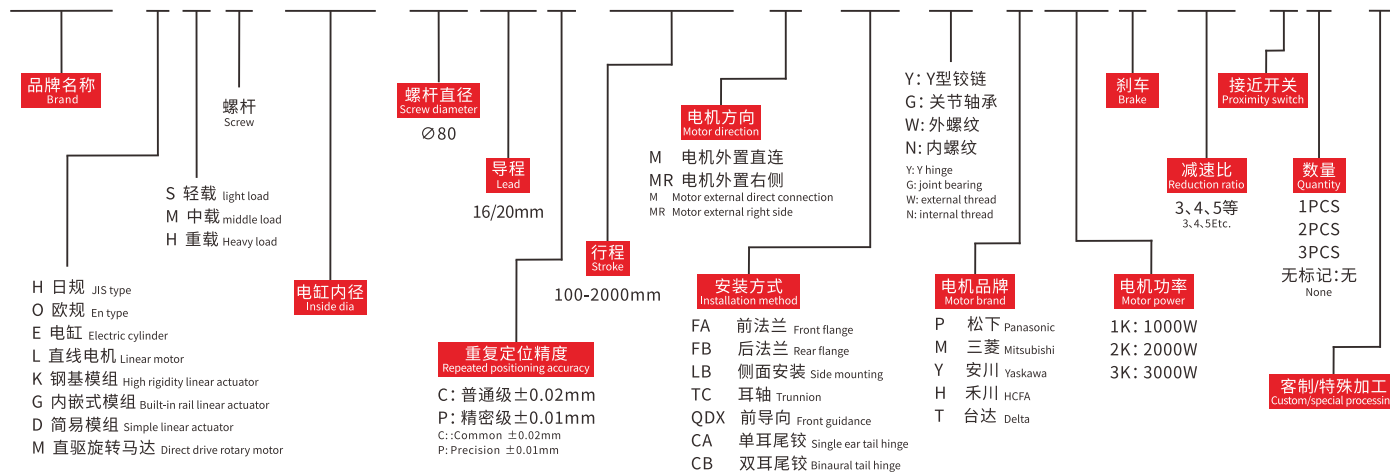
最高速度  
Max Speed 1000mm/s

电机额定功率  
Rated power of motor 3000W

滚珠螺杆  
Ball screw Ø80mm

型号表达方式 Ordering method

TPA-EHR-160-8016C-L200-M-FA-W-P3KB-J3-C3-F

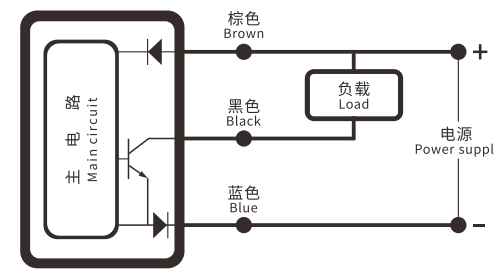


产品性能参数如下 Product performance parameters are as follows

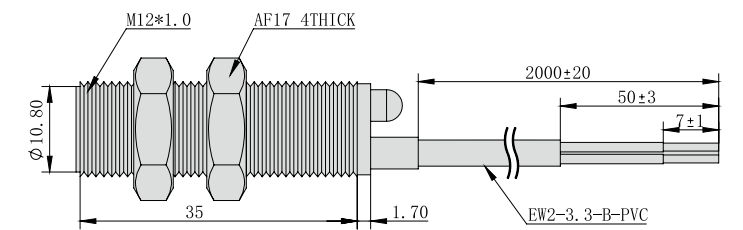
电机功率 (W) Motor power (W)	3000			4000			5000											
额定扭矩 (N.m) Rated torque (N.m)	9.8			12.6			15.8											
电机额定转速 (RPM) Rated speed of motor (RPM)	3000转																	
滚珠螺杆外径 (mm) Ball screw Ø (mm)	Ø80																	
滚珠螺杆导程 (mm) Ball screw lead (mm)	16	20	16	20	16	20	16	20	16									
最高速度 (mm/s) Max speed (mm/s)	800	1000	800	1000	800	1000	800	1000	800									
重复定位精度 (mm) Repeated positioning accuracy (mm)	±0.02																	
额定推力 (KN) Rated thrust (K N)	3.1875			2.55			4.25			3.4			5.3125			4.25		
减速机速比 Speed ratio of speed reducer	3	5	7	3	5	7	3	5	7	3	5	7	3	5	7	3	5	7
使用减速机后推力 (KN) Use the rear thrust of reducer (KN)	9.5625	15.9375	22.3125	7.65	12.75	17.85	12.75	21.25	29.75	10.2	17	23.8	15.9375	26.5625	37.1875	12.75	21.25	29.75
使用减速机后速度 (mm/s) Speed after using reducer	266	160	114	333	200	142	266	160	114	333	200	142	266	160	114	333	200	142
有效行程 (mm) Valid stroke (mm)	100-2000mm																	
原点传感器 Origin sensor	接近开关 Proximity switch																	
传动方式 Drive method	滚珠螺杆C7转造/C5研磨 (默认C7)/行星滚柱丝杆 Ball screw C7 conversion /C5 grinding (default C7)/Planetary roller screw																	
最大可搬重量 (KG) Maximum Payload (kg)	30T																	

※注:选最大行程时,请联系TPA. Note: Please contact TPA when choosing the maximum itinerary.

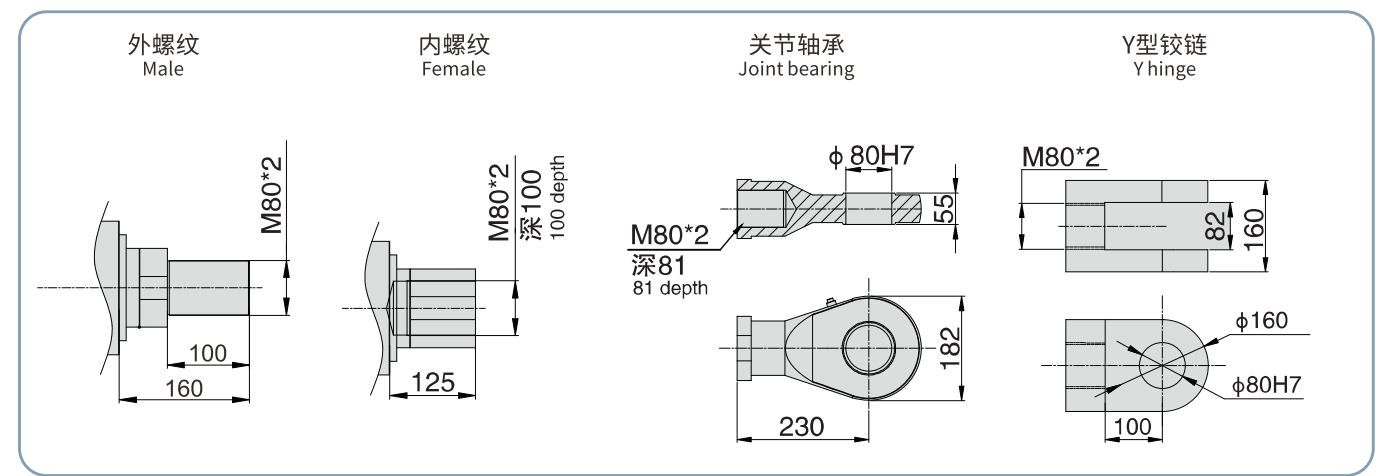
感应器连接图<原点及端点> Sensor layout

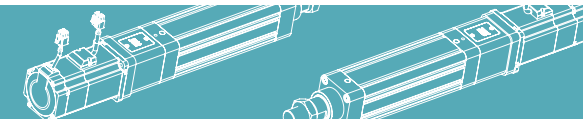


接近开关尺寸图 Size diagram of proximity switch



前端连接方式 Front end connection mode

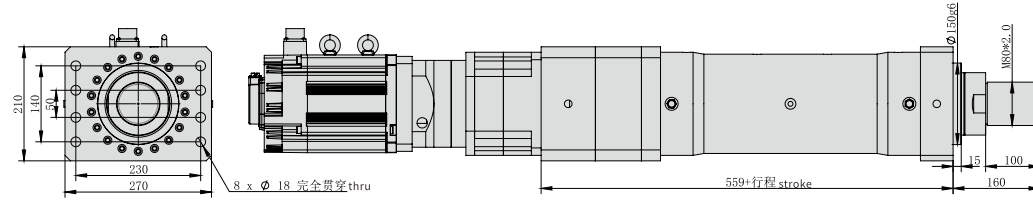




电机外置直连/电机外置右侧  
Motor external direct connection/Motor external right side

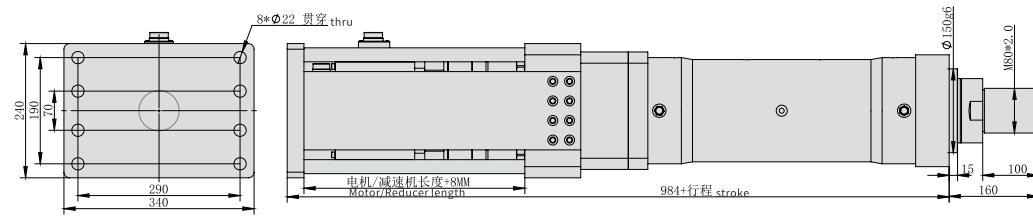
M 电机外置直连 Motor external direct connection

单位:Unit: mm



FA 前法兰 Front flange	有效行程 Valid stroke	100	150	200	250	300	350	400	450	500	550	600
	KG	150.02	156.593	162.346	167.739	173.312	178.885	184.458	190.031	195.604	201.177	206.75

※以上数据不包含减速机和伺服电机。Note: The above data does not include reducer and servo motor. 备注: 每增加50行程, 重量增加5.573kg。Note: for each additional 50 strokes, the weight will increase by 5.573kg.

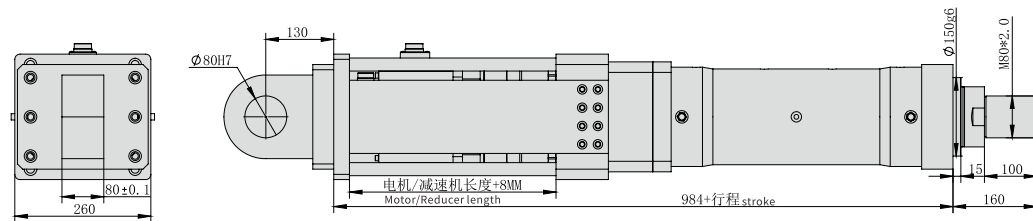


FB 后法兰 Rear flange	有效行程 Valid stroke	100	150	200	250	300	350	400	450	500	550	600
	KG	191.103	196.676	202.429	207.822	213.395	218.968	224.541	230.114	235.687	241.26	246.833

※以上数据不包含减速机和伺服电机。Note: The above data does not include reducer and servo motor. 备注: 每增加50行程, 重量增加5.573kg。Note: for each additional 50 strokes, the weight will increase by 5.573kg.

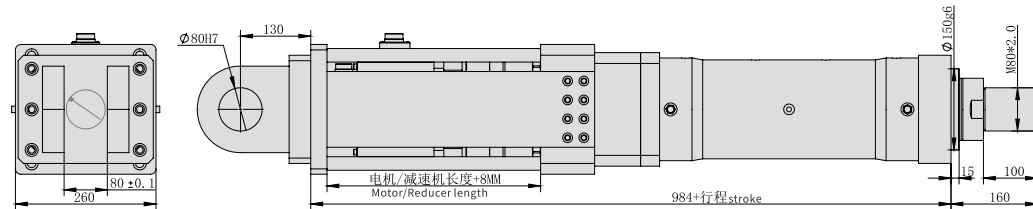
M 电机外置直连 Motor external direct connection

单位:Unit: mm



CA 单耳尾铰 Single ear hinge	有效行程 Valid stroke	100	150	200	250	300	350	400	450	500	550	600
	KG	214.207	219.959	225.711	231.463	237.215	242.967	248.719	254.471	260.223	265.975	271.727

※以上数据不包含减速机和伺服电机。Note: The above data does not include reducer and servo motor. 备注: 每增加50行程, 重量增加5.752kg。Note: for each additional 50 strokes, the weight will increase by 5.752kg.

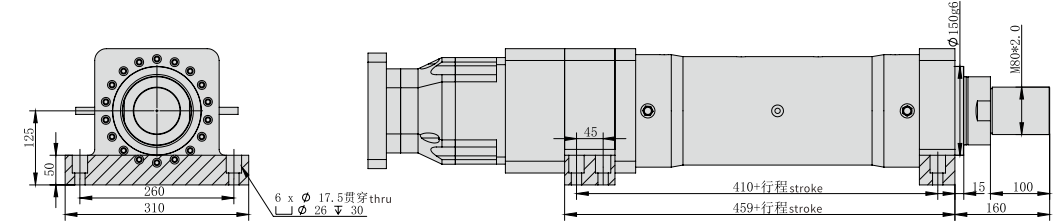


CB 双耳尾铰 Ears end hinged	有效行程 Valid stroke	100	150	200	250	300	350	400	450	500	550	600
	KG	214.219	219.971	225.723	231.475	237.227	242.979	248.731	254.483	260.235	265.987	271.739

※以上数据不包含减速机和伺服电机。Note: The above data does not include reducer and servo motor. 备注: 每增加50行程, 重量增加5.752kg。Note: for each additional 50 strokes, the weight will increase by 5.752kg.

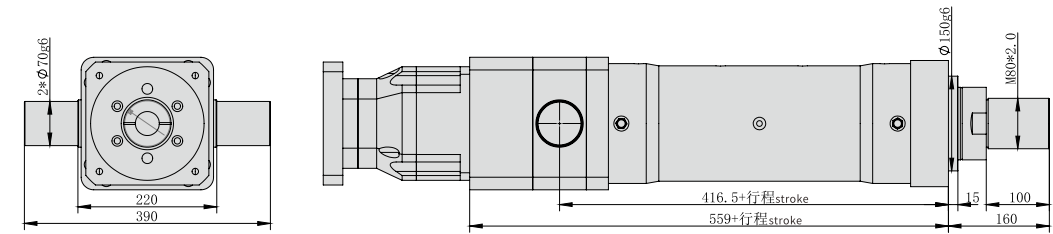
M 电机外置直连 Motor external direct connection

单位:Unit: mm



LB 侧面安装 Single ear hinge	有效行程 Valid stroke	100	150	200	250	300	350	400	450	500	550	600
	KG	155.591	161.343	167.095	172.847	178.599	184.351	190.103	195.855	201.607	207.359	213.111

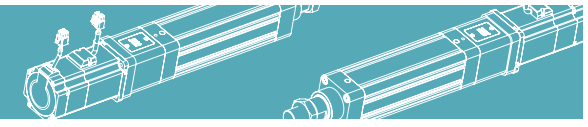
※以上数据不包含减速机和伺服电机。Note: The above data does not include reducer and servo motor. 备注: 每增加50行程, 重量增加5.752kg。Note: for each additional 50 strokes, the weight will increase by 5.752kg.



TC 耳轴 Trunnion	有效行程 Valid stroke	100	150	200	250	300	350	400	450	500	550	600
	KG	145.793	151.545	157.297	163.049	168.801	174.553	180.305	186.057	191.809	197.561	203.313

※以上数据不包含减速机和伺服电机。Note: The above data does not include reducer and servo motor. 备注: 每增加50行程, 重量增加5.752kg。Note: for each additional 50 strokes, the weight will increase by 5.752kg.

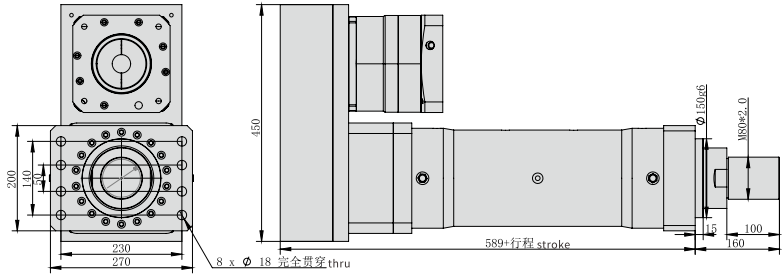
- HNR
- HCR
- HNB
- HCB
- HNT
- XYZ
- ONB
- OCB
- GCR
- GCB
- GCBS
- GCRS
- ESR**
- EMR**
- EHR**
- KSR
- LNP
- DDR
- 参考资料  
Reference data



电机外置直连/电机外置右侧  
Motor external direct connection/Motor external right side

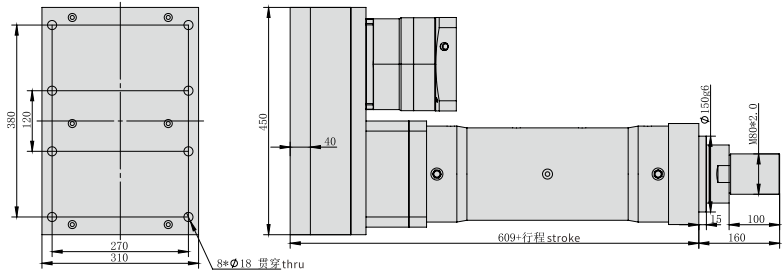
MR 电机外置右侧 Motor external right side

单位:Unit: mm



FA 前法兰 Front flange	有效行程 Valid stroke	100	150	200	250	300	350	400	450	500	550	600
	KG	184.32	189.973	195.626	201.279	206.932	212.585	218.238	223.891	229.544	235.197	240.85

※以上数据不包含减速机和伺服电机。Note: The above data does not include reducer and servo motor. 备注: 每增加50行程, 重量增加5.653kg。Note: for each additional 50 strokes, the weight will increase by 5.653kg.

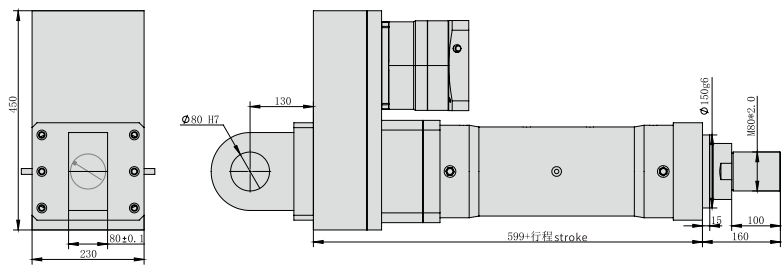


FB 后法兰 Rear flange	有效行程 Valid stroke	100	150	200	250	300	350	400	450	500	550	600
	KG	205.46	211.213	216.966	222.719	228.472	234.225	239.978	245.731	251.484	257.237	262.99

※以上数据不包含减速机和伺服电机。Note: The above data does not include reducer and servo motor. 备注: 每增加50行程, 重量增加5.753kg。Note: for each additional 50 strokes, the weight will increase by 5.753kg.

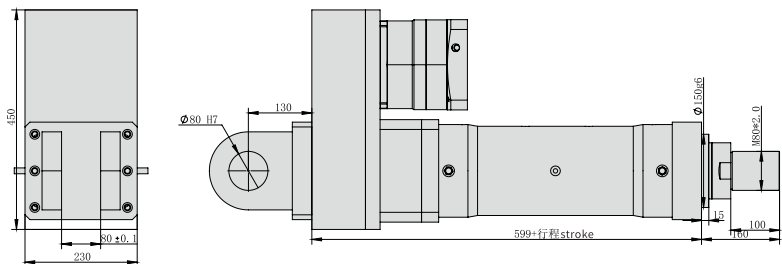
MR 电机外置右侧 Motor external right side

单位:Unit: mm



CA 单耳尾铰 Single ear hinge	有效行程 Valid stroke	100	150	200	250	300	350	400	450	500	550	600
	KG	213.021	218.774	224.527	230.28	236.033	241.79	247.539	253.292	259.045	264.798	270.551

※以上数据不包含减速机和伺服电机。Note: The above data does not include reducer and servo motor. 备注: 每增加50行程, 重量增加5.753kg。Note: for each additional 50 strokes, the weight will increase by 5.753kg.

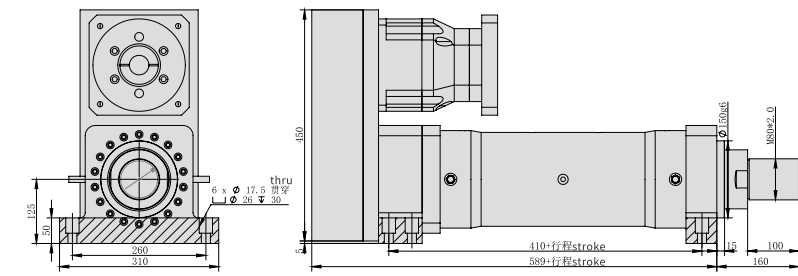


CB 双耳尾铰 Ears end hinged	有效行程 Valid stroke	100	150	200	250	300	350	400	450	500	550	600
	KG	213.021	218.774	224.527	230.28	236.033	241.79	247.539	253.292	259.045	264.798	270.551

※以上数据不包含减速机和伺服电机。Note: The above data does not include reducer and servo motor. 备注: 每增加50行程, 重量增加5.753kg。Note: for each additional 50 strokes, the weight will increase by 5.753kg.

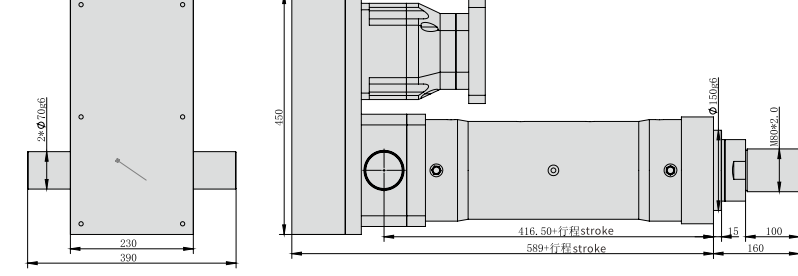
MR 电机外置右侧 Motor external right side

单位:Unit: mm



LB 侧面安装 Single ear hinge	有效行程 Valid stroke	100	150	200	250	300	350	400	450	500	550	600
	KG	188.882	194.635	200.388	206.141	211.894	217.647	223.4	229.153	234.906	240.659	246.412

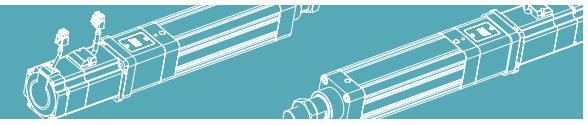
※以上数据不包含减速机和伺服电机。Note: The above data does not include reducer and servo motor. 备注: 每增加50行程, 重量增加5.752kg。Note: for each additional 50 strokes, the weight will increase by 5.752kg.



TC 耳轴 Trunnion	有效行程 Valid stroke	100	150	200	250	300	350	400	450	500	550	600
	KG	178.854	184.661	190.468	196.275	202.082	207.889	213.696	219.503	225.31	231.117	236.924

※以上数据不包含减速机和伺服电机。Note: The above data does not include reducer and servo motor. 备注: 每增加50行程, 重量增加5.807kg。Note: for each additional 50 strokes, the weight will increase by 5.807kg.

- HNR
- HCR
- HNB
- HCB
- HNT
- XYZ
- ONB
- OCB
- GCR
- GCB
- GCBS
- GCRS
- ESR**
- EMR**
- EHR**
- KSR
- LNP
- DDR
- 参考资料  
Reference data



重复精度  
Repeat Accuracy  
±0.02  
mm

此图仅供参考, 出货规格详见尺寸图面  
This picture for reference only, specs details according with the drawing.

最大行程  
Max Stroke 2000mm

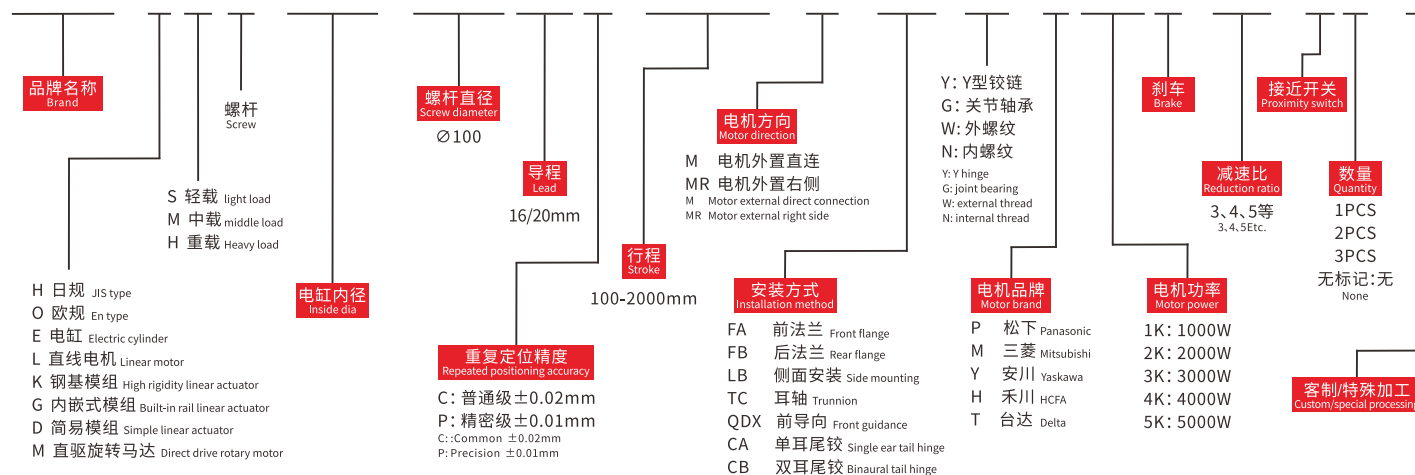
最高速度  
Max Speed 500mm/s

电机额定功率  
Rated power of motor 5000W

滚珠螺杆  
Ball screw Ø100mm

型号表达方式 Ordering method

TPA-EHR-180-10016C-L200-M-FA-W-P5KB-J3-C3-F

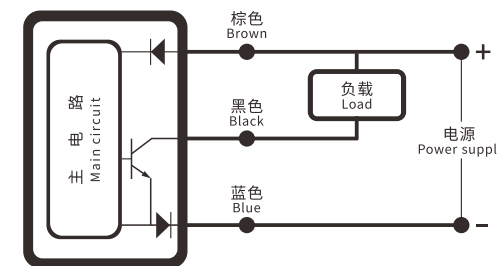


产品性能参数如下 Product performance parameters are as follows

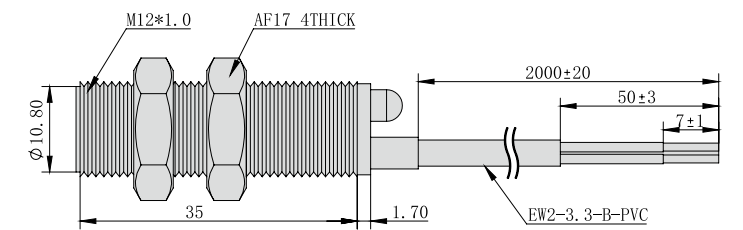
电机功率 (W) Motor power (W)	2900			4400			5500											
额定扭矩 (N.m) Rated torque (N.m)	18.6			28.4			35											
电机额定转速 (RPM) Rated speed of motor (RPM)	1500转																	
滚珠螺杆外径 (mm) Ball screw Ø (mm)	Ø100																	
滚珠螺杆导程 (mm) Ball screw lead (mm)	16	20	16	20	16	20	16	20	16									
最高速度 (mm/s) Max speed (mm/s)	250	500	400	500	400	500	400	500	400									
重复定位精度 (mm) Repeated positioning accuracy (mm)	±0.02																	
额定推力 (KN) Rated thrust (K N)	6.1625			4.93			9.35			7.48			11.6875			9.35		
减速机速比 Speed ratio of speed reducer	3	5	7	3	5	7	3	5	7	3	5	7	3	5	7	3	5	7
使用减速机后推力 (KN) Use the rear thrust of reducer (KN)	18.4875	30.8125	43.1375	14.79	24.65	34.51	28.05	46.75	65.45	22.44	37.4	52.36	35.0625	58.4375	81.825	28.05	46.75	65.45
使用减速机后速度 (mm/s) Speed after using reducer	133	80	57	166	100	71	133	80	57	166	100	71	133	80	57	166	100	71
有效行程 (mm) Valid stroke (mm)	100-2000mm																	
原点传感器 Origin sensor	接近开关 Proximity switch																	
传动方式 Drive method	滚珠螺杆C7转造/C5研磨 (默认C7)/行星滚柱丝杆 Ball screw C7 conversion /C5 grinding (default C7)/Planetary roller screw																	
最大可搬重量 (KG) Maximum Payload (kg)	50T																	

※注:选最大行程时,请联系TPA. Note: Please contact TPA when choosing the maximum itinerary.

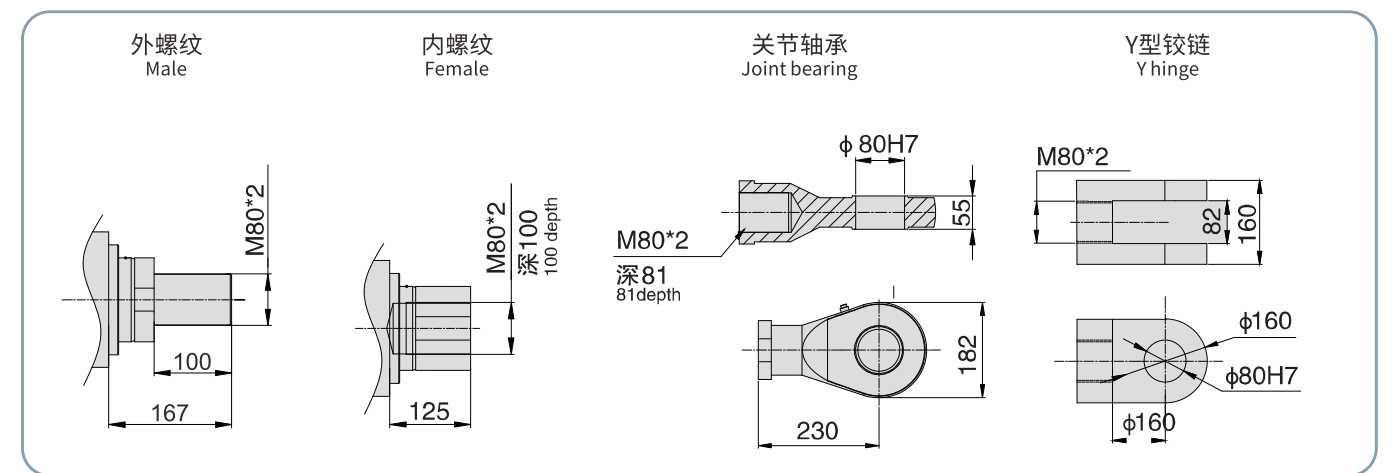
感应器连接图<原点及端点> Sensor layout

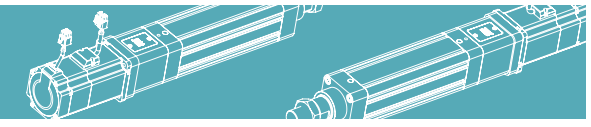


接近开关尺寸图 Size diagram of proximity switch



前端连接方式 Front end connection mode

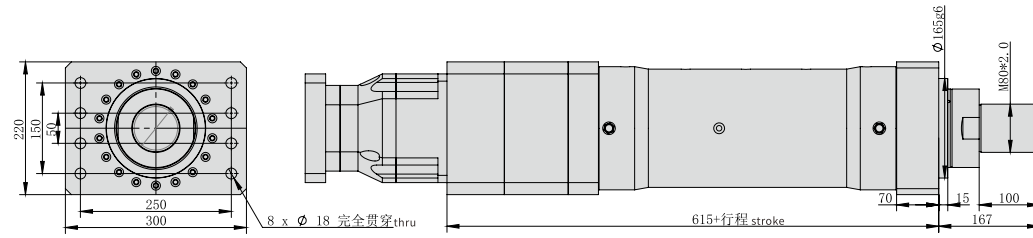




电机外置直连/电机外置右侧  
Motor external direct connection/Motor external right side

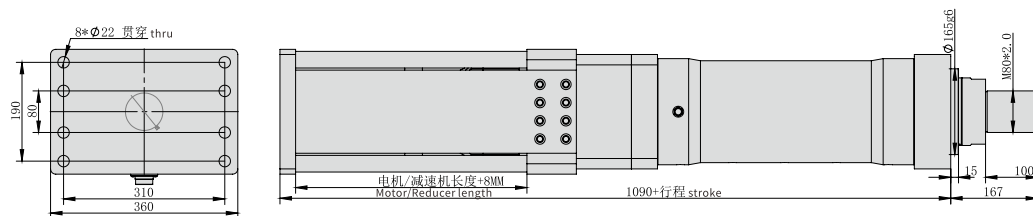
M 电机外置直连 Motor external direct connection

单位:Unit: mm



FA 前法兰 Front flange	有效行程 Valid stroke	100	150	200	250	300	350	400	450	500	550	600
	KG	190.29	196.766	203.242	209.718	216.194	222.67	229.146	235.622	242.098	248.574	255.05

※以上数据不包含减速机和伺服电机。Note: The above data does not include reducer and servo motor. 备注: 每增加50行程, 重量增加6.476kg。Note: for each additional 50 strokes, the weight will increase by 6.476kg.

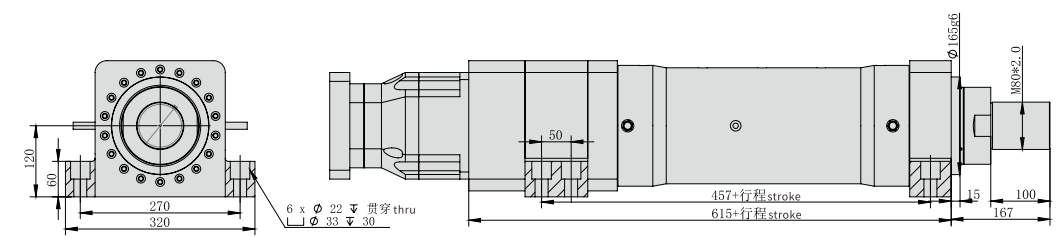


FB 后法兰 Rear flange	有效行程 Valid stroke	100	150	200	250	300	350	400	450	500	550	600
	KG	242.845	249.32	255.797	262.273	268.749	275.225	281.701	288.177	294.653	301.129	307.605

※以上数据不包含减速机和伺服电机。Note: The above data does not include reducer and servo motor. 备注: 每增加50行程, 重量增加6.476kg。Note: for each additional 50 strokes, the weight will increase by 6.476kg.

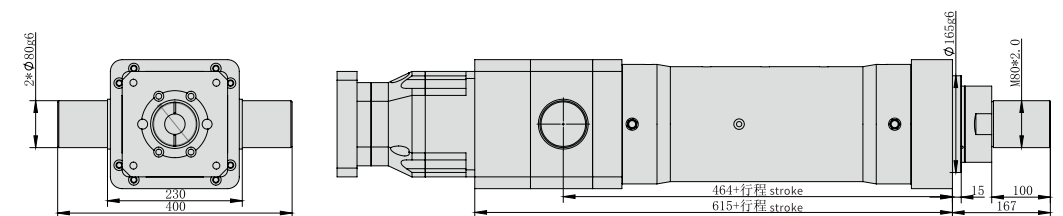
M 电机外置直连 Motor external direct connection

单位:Unit: mm



LB 侧面安装 Single ear hinge	有效行程 Valid stroke	100	150	200	250	300	350	400	450	500	550	600
	KG	192.194	198.67	205.146	211.622	218.098	224.574	231.05	237.526	244.002	250.478	256.954

※以上数据不包含减速机和伺服电机。Note: The above data does not include reducer and servo motor. 备注: 每增加50行程, 重量增加6.476kg。Note: for each additional 50 strokes, the weight will increase by 6.476kg.

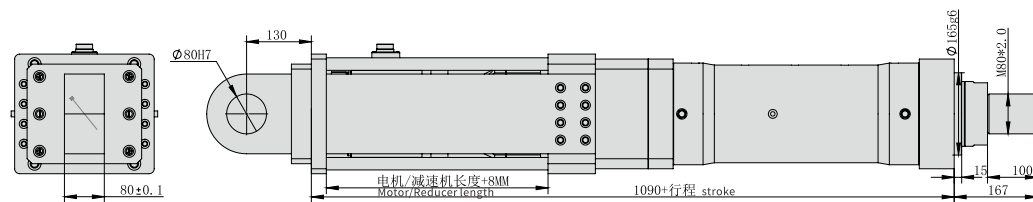


TC 耳轴 Trunnion	有效行程 Valid stroke	100	150	200	250	300	350	400	450	500	550	600
	KG	183.745	190.221	196.697	203.173	209.649	216.125	222.601	229.077	235.553	242.029	248.505

※以上数据不包含减速机和伺服电机。Note: The above data does not include reducer and servo motor. 备注: 每增加50行程, 重量增加6.476kg。Note: for each additional 50 strokes, the weight will increase by 6.476kg.

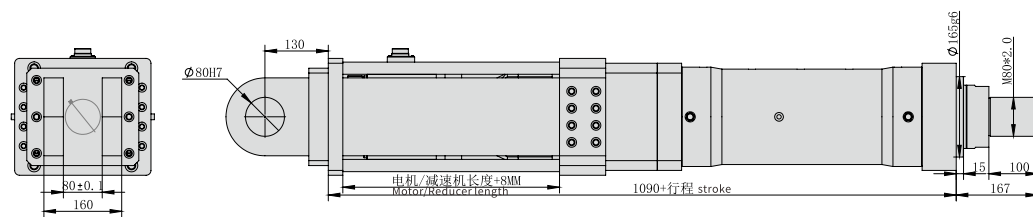
M 电机外置直连 Motor external direct connection

单位:Unit: mm



CA 单耳尾铰 Single ear hinge	有效行程 Valid stroke	100	150	200	250	300	350	400	450	500	550	600
	KG	259.798	266.274	272.75	279.226	285.702	292.178	298.654	305.13	311.606	318.082	324.558

※以上数据不包含减速机和伺服电机。Note: The above data does not include reducer and servo motor. 备注: 每增加50行程, 重量增加6.476kg。Note: for each additional 50 strokes, the weight will increase by 6.476kg.

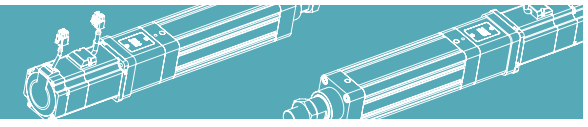


CB 双耳尾铰 Ears end hinged	有效行程 Valid stroke	100	150	200	250	300	350	400	450	500	550	600
	KG	259.798	266.274	272.75	279.226	285.702	292.178	298.654	305.13	311.606	318.082	324.558

※以上数据不包含减速机和伺服电机。Note: The above data does not include reducer and servo motor. 备注: 每增加50行程, 重量增加6.476kg。Note: for each additional 50 strokes, the weight will increase by 6.476kg.

- HNR
- HCR
- HNB
- HCB
- HNT
- XYZ
- ONB
- OCB
- GCR
- GCB
- GCBS
- GCRS
- ESR**
- EMR**
- EHR**
- KSR
- LNP
- DDR
- 参考资料  
Reference data

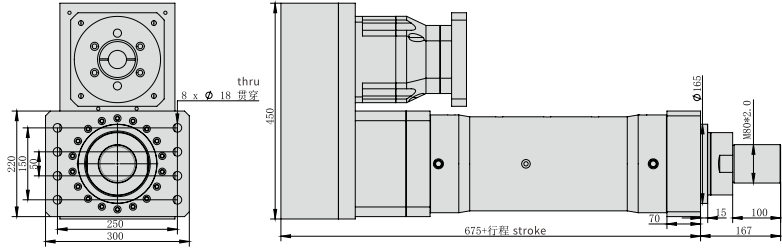




电机外置直连/电机外置右侧  
Motor external direct connection/Motor external right side

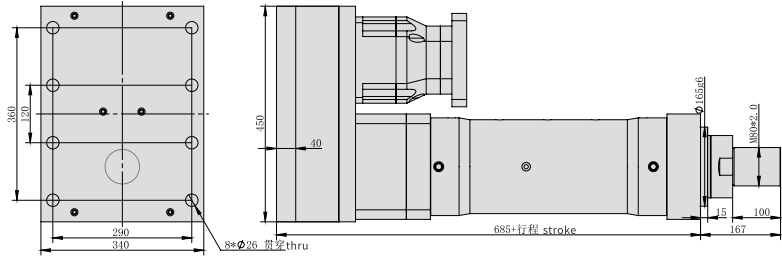
MR 电机外置右侧 Motor external right side

单位:Unit: mm



FA 前法兰 Front flange	有效行程 Valid stroke	100	150	200	250	300	350	400	450	500	550	600
	KG	238.258	244.728	251.198	257.668	264.138	270.608	277.078	283.548	290.018	296.488	302.958

※以上数据不包含减速机和伺服电机。Note: The above data does not include reducer and servo motor. 备注: 每增加50行程, 重量增加6.47kg。Note: for each additional 50 strokes, the weight will increase by 6.47kg.

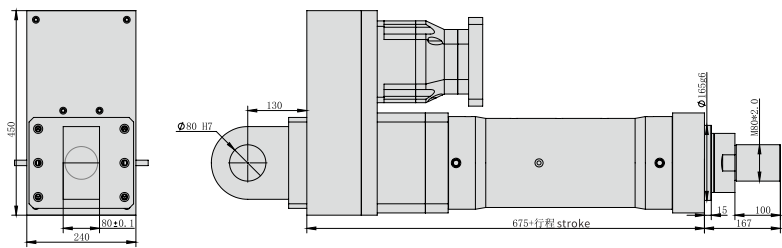


FB 后法兰 Rear flange	有效行程 Valid stroke	100	150	200	250	300	350	400	450	500	550	600
	KG	264.908	273.378	281.848	290.318	298.788	307.258	315.728	324.198	332.668	341.138	349.608

※以上数据不包含减速机和伺服电机。Note: The above data does not include reducer and servo motor. 备注: 每增加50行程, 重量增加8.47kg。Note: for each additional 50 strokes, the weight will increase by 8.47kg.

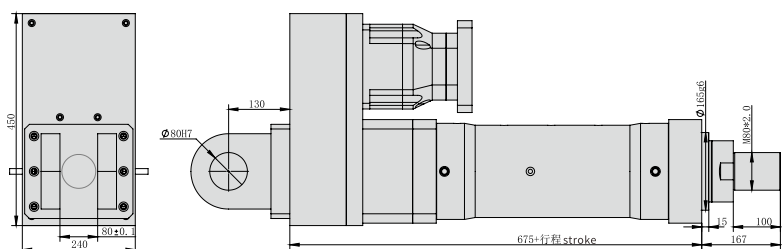
MR 电机外置右侧 Motor external right side

单位:Unit: mm



CA 单耳尾铰 Single ear hinge	有效行程 Valid stroke	100	150	200	250	300	350	400	450	500	550	600
	KG	266.009	273.479	280.949	288.419	295.889	303.359	310.829	318.299	325.769	333.239	340.709

※以上数据不包含减速机和伺服电机。Note: The above data does not include reducer and servo motor. 备注: 每增加50行程, 重量增加7.47kg。Note: for each additional 50 strokes, the weight will increase by 7.47kg.

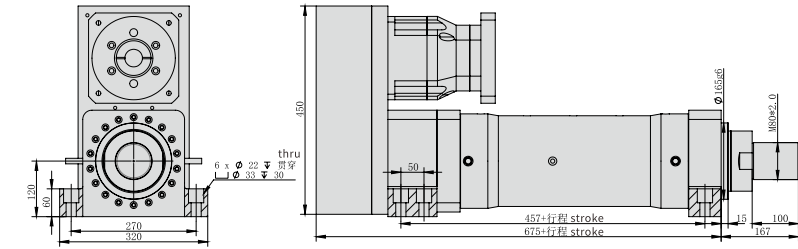


CB 双耳尾铰 Ears end hinged	有效行程 Valid stroke	100	150	200	250	300	350	400	450	500	550	600
	KG	268.039	274.51	280.979	287.449	293.919	300.389	306.859	313.329	319.799	326.269	332.739

※以上数据不包含减速机和伺服电机。Note: The above data does not include reducer and servo motor. 备注: 每增加50行程, 重量增加6.47kg。Note: for each additional 50 strokes, the weight will increase by 6.47kg.

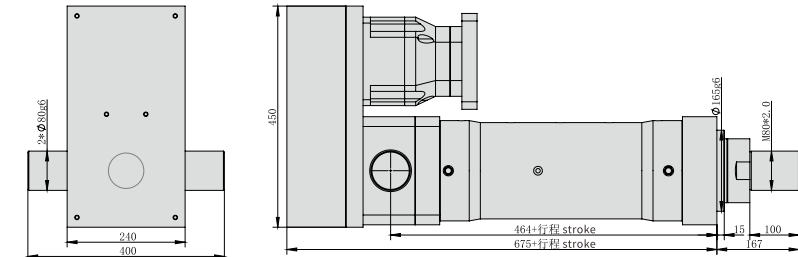
MR 电机外置右侧 Motor external right side

单位:Unit: mm



LB 侧面安装 Single ear hinge	有效行程 Valid stroke	100	150	200	250	300	350	400	450	500	550	600
	KG	239.003	245.473	251.943	258.413	264.883	271.353	277.823	284.293	290.763	297.233	303.703

※以上数据不包含减速机和伺服电机。Note: The above data does not include reducer and servo motor. 备注: 每增加50行程, 重量增加6.47kg。Note: for each additional 50 strokes, the weight will increase by 6.47kg.



TC 耳轴 Trunnion	有效行程 Valid stroke	100	150	200	250	300	350	400	450	500	550	600
	KG	231	237.471	243.94	250.412	256.88	263.35	269.82	276.29	282.76	289.23	295.7

※以上数据不包含减速机和伺服电机。Note: The above data does not include reducer and servo motor. 备注: 每增加50行程, 重量增加6.47kg。Note: for each additional 50 strokes, the weight will increase by 6.47kg.

- HNR
- HCR
- HNB
- HCB
- HNT
- XYZ
- ONB
- OCB
- GCR
- GCB
- GCBS
- GCRS
- ESR**
- EMR**
- EHR**
- KSR
- LNP
- DDR
- 参考资料  
Reference data